


Name: _____

Drawing with a Grid

ASSESSMENT

Using this gridded image as a reference, draw a new grid on a separate piece of paper. The grid should be double the size of the original image. Once grid is drawn, draw the portrait.





Name: _____

Drawing with a Grid

ASSESSMENT

Draw your own grid on the right proportional to the grid on the left.
Use your grid on the right to draw the image on the left.





Name: _____

Drawing with a Grid

ASSESSMENT

Use the grid on the right to draw the image on the left.



Name: _____

Drawing with a Grid

ASSESSMENT

Use the grid on the right to draw the image on the left.

